



MAP™ can substitute dietary proteins in a safer and nutritionally more efficient way

DESCRIPTION

MAP™ is a dietary protein substitute that provides the MAP Master Amino Acid Pattern® (U.S. Patent No. 5,132,113) a unique pattern of essential amino acids in a highly purified, free, crystalline form. After oral ingestion, MAP™ is rapidly utilized. MAP™ does not require the aid of peptidases and therefore, it is absorbed, within 23 minutes, through the first 100 cm of functional small intestine. MAP™ does not provide any fecal residue. MAP™ is amphoteric. MAP™ is supplied in tablets of 1,000 mg for oral administration. Each tablet of MAP™ contains only the active ingredient MAP™. MAP™ contains no inactive ingredients.

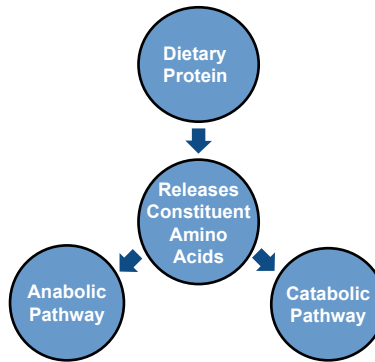
COMPOSITION

MAP™ contains the MAP Master Amino Acid Pattern® (U.S. Patent No. 5,132,113) a unique pattern of essential amino acids in a highly purified, free, crystalline form.

CLINICAL STUDIES

The results of comparative, double-blind, triple and quintuple crossover Net Nitrogen Utilization (NNU) clinical studies have shown that the subjects, while taking MAP™, as a dietary proteins substitute, achieved a body's 99% NNU. This means that 99% of MAP's constituent amino acids followed the anabolic pathway, thus acting as precursor of body's protein synthesis (BPS). By comparison, dietary proteins only provide between 16 to 48% NNU. Hence, MAP™ is more nutritious than dietary proteins. This has been confirmed by the fact that during the studies, each subject body's nitrogen balance was maintained in equilibrium by taking MAP™, as a sole and total substitute of dietary proteins, in a dosage of only 400 mg/kg/day, which provided less than 2 kcal/day (1 g MAP™ = 0.04 kcal). The studies results have also shown that 1% of MAP's constituent amino acids followed the catabolic pathway, thus releasing only 1% of nitrogen catabolites (NC) and energy. By comparison dietary proteins release between 52% to 84% nitrogen catabolites and energy. This fact evidences that MAP™ is safer than dietary proteins, and that provides the lowest amount of energy in comparison to any dietary protein.

FIG. 1 Dietary Protein Metabolism



To illustrate: when a dietary protein is digested, it releases its constituent amino acids into the small intestine, where they are absorbed. Then, those amino acids can follow either the anabolic pathway or the catabolic pathway.

FIG. 2 The Protein Metabolism Anabolic Pathway

When dietary amino acids follow the anabolic pathway, they act as precursors for the body's protein synthesis, thus becoming the body's constituent proteins. Throughout the anabolic pathway, amino acids do not release any nitrogen catabolites or energy.

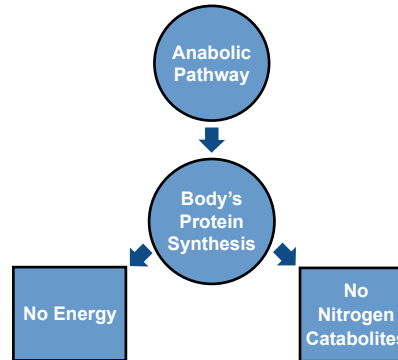
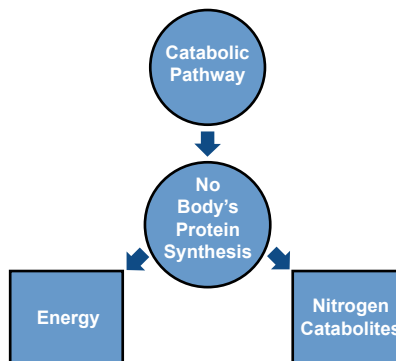


FIG. 3 The Protein Metabolism Catabolic Pathway



On the other hand, when dietary amino acids follow the catabolic pathway, they act only as a source of energy and not as precursors of body's proteins synthesis. Throughout the catabolic pathway, amino acids do release nitrogen catabolites and energy.

INDICATIONS & USAGE

MAP™ is indicated as a safe and effective substitute for dietary proteins.

MAP™ vs. Dietary Proteins & Protein Supplements			
Characteristics	MAP™	Dietary Proteins	Protein Supplements
NNU for BPS	99%	32% (average)	16% (average)
Digestion Time	23 min	3-6 hours (6-12 times longer)	3-6 hours (6-12 times longer)
BPS/Time (NNU/min)	99% NNU/ 23 min	24-48 times lower	48-96 times lower
Released Nitrogen Catabolites	1%	68% (average)	84% (average)
Energy	0.04 kcal/g	4 kcal/g	4 kcal/g
Fecal residue	Absent	Present	Present
Contraindications	None	Renal Failure or Hepatic Failure	Renal Failure or Hepatic Failure
Adverse Reactions	None	Food Sensitivities	Food Sensitivities
Refrigeration	Not Needed	Needed	N/A

ADVERSE REACTIONS

No adverse reactions have been reported.

OVERDOSAGE

No adverse reactions have been reported.

DOSAGE & ADMINISTRATION

MAP™ should be administered with food. MAP™ in a dosage of 400mg/kg/day has been shown to be adequate, as a sole and total substitute of dietary proteins, to maintain the body's nitrogen balance in equilibrium. To calculate the MAP™ dosage necessary to substitute dietary proteins, apply the following:

$$\text{MAP™ dosage} = (\text{Dietary Protein} \times 0.4) \text{ g}$$

For instance, to calculate the dosage of MAP™ necessary to substitute 10 g of dietary proteins, proceed as follows:

1. MAP™ dosage = (Dietary Proteins × 0.4) g
2. MAP™ dosage = (10 × 0.4) g
3. MAP™ dosage = 4 g

Therefore, 4 g of MAP™ provide a body's protein synthesis equivalent to that provided by 10 g of high biological value dietary proteins.

If administering more than 10 tablets per day, increase dosage gradually. (No more than 10 tablets should be administered within a two hour period.)

SUPPLY INFORMATION

MAP™ is available in bottles of 100 tablets of 1,000 mg, for oral administration.

MAP™ Related Scientific Publications

1. Lucà-Moretti M. Comparative study of subjects' Net Nitrogen Utilization (NNU) while receiving SON, a nutritional amino acid formula, or high biological value egg protein, or egg protein amino acid formula. *JIMHA*; 1:33-42,1992.
2. Lucà-Moretti M. Comparative study of subjects' Net Nitrogen Utilization (NNU) while receiving SON, or egg protein or its protein amino acid formula. *Advances in Therapy*; 5:280-89,1992.
3. Lucà-Moretti M. Comparative study of subjects' Net Nitrogen Utilization (NNU) while receiving bovine milk or soybean flour with or without SON 1. nitrification. *JIMHA*; 1:43-54,1992.
4. Lucà-Moretti M. Comparative study of subjects' Net Nitrogen Utilization (NNU) while receiving bovine milk or soybean flour with or without SON nitrification. *Advances in Therapy*; 5:290-301,1992.
5. Lucà-Moretti M., Grandi, A. The Malnutrition Treatment and Prevention Project. *JIMHA*; 2:20-26,1993.
6. Lucà-Moretti M., Grandi, A. Comparative Study of Subjects' Weight Loss while receiving Very Low Calorie Diets consisting of SON, SON-Nutritified Dried Bovine Skim Milk, or Dried Bovine Skim milk provided in the required amounts to achieve Zero Nitrogen Balance. *JIMHA*; 2:39-48,1993.
7. Tamburlin N. L'importanza innovativa nell'uso del MAP per il controllo biologico del peso. *La Medicina Biologica*; 1:4-10,1997.
8. Lucà-Moretti M. Ensayo Comparativo sobre el MAP: el perfil ideal de aminoácidos esenciales para la nutrición humana, *International Journal for Biomedical Research and Therapy*; 4:9-14, 1997.
9. Lucà-Moretti M. A Comparative, Double-blind, Triple Crossover Net Nitrogen Utilization Study Confirms the Discovery of the Master Amino Acid Pattern. *Annals of the Royal National Academy of Medicine of Spain, Madrid*; Vol. CXV: 397-416, 1998.
10. Lucà-Moretti M. A Comparative, Double-blind, Triple Crossover Net Nitrogen Utilization Study Confirms the Discovery of the Master Amino Acid Pattern. *Annals of the Royal Academy of Medicine of Zaragoza. Zaragoza*; LXXXII,1998.
11. Lucà-Moretti M. The International Nutrition Research Center Overweight Management Program. *The Library of Congress, USA* 1999.
12. Fidone B. Rettocolite ulcerosa idiopatica: possibilta con MAP (SON Formula). *La Medicina Biologica*; 3:8-11, 1999.
13. Sansaverino E. R. Vantaggi dell'utilizzo del MAP in eta' geriatrica, *La Medicina Biologica*; 3: 17-19, 1999.
14. Lucà-Moretti M. Programma di trattamento e prevenzione della malnutrizione. *La Medicina Biologica*; 3: 35-38, 1999.
15. Costanzo S. Nuova opportunita nella nutrizione delle popolazioni in situazioni di emergenza. *La Medicina Biologica*; 3: 39-42, 1999.
16. Mariani E., Vender G., Arrigotti E., Ferrario M., Rovelli E. Variazione di alcuni parametri antropometrici e fisiologici in una marciatrice cinquantenne prima e dopo l'attraversamento in solitaria del deserto cinese. *La Medicina Biologica*; 3: 20-25, 1999.
17. Tamburlin N. Trattamento ambulatoriale di pazienti con insufficienza renale cronica, *La Medicina Biologica*; 3: 12-16, 1999.
18. Muratori G. Sovrappeso e patologia articolare: SON Formula come terapia dimagrante ed antalgica un'ipotesi di lavoro. *La Medicina Biologica*; 17-20, 1999.
19. Montilla C. Studio comparativo con e senza somministrazione di SON FORMULA® in soggetti affetti da anemia sideropenica sotto trattamento convenzionale. *La Medicina Biologica*; 3:2-7, 1999.
20. Riccobene F. Impiego della neuralterapia sec. Huneke in casi di ritenzione idrosalina non responsivi alla terapia diuretica in corso di dieta dimagrante con SON Formula. *La Medicina Biologica*; 3: 48-52, 1999.
21. Hermann G.F. Le intolleranze alimentari. *La Medicina Biologica*; 3: 3-7, 2000.
22. Corgna M. Pnei e patologie psiconutrizionali in omotossicologia. Il trattamento delle sindromi bulimiche. *La Medicina Biologica*; 3: 8-16, 2000.
23. Tamburlin N. Il SON Formula come opportunita nella gestione delle intolleranze alimentari, *La Medicina Biologica*; 3: 24-29, 2000.
24. Di Tullio G. Biotipologia del comportamento alimentare e utilizzo del SON Formula. *La Medicina Biologica*; 3: 34-37, 2000.

25. Ivaldi G.P. Esperienza nutrizionale in pazienti con insufficienza respiratoria. *La Medicina Biologica*; 3:49-54, 2000.
26. Bufalini L. Nutrizione biologica integrata con SON Formula in pazienti affetti da sclerosi multipla. *La Medicina Biologica*; 3: 55-61, 2000.
27. D'Andrea G. Terapia delle obesità: Studio comparativo di 10 casi clinici trattati con MAP (Son Formula™) e terapia omotossicologica versus Orlistat (Xenical 120mg Roche). *La Medicina Biologica*; 3: 5-9, 2001.
28. Di Tullio G. La Malattia asmatica: il ruolo della nutrizione biologica. *La Medicina Biologica*; 3: 15-19, 2001.
29. Del Prete M. Le malattie infiammatorie intestinali: importanza diagnostica e terapeutica del MAP. *La Medicina Biologica* 3: 20-26, 2001.
30. Mariani M.M. Utilizzo del MAP (Master Amino acid Pattern) nel Programma "Quattro D" nell'insufficienza venosa cronica. *La Medicina Biologica* 3: 33-40, 2001.
31. Falcone S., Cornoldi A., Brandetti F., Pili M., Badiali M., Spera G., Lubrano C. Integrazione con SON Formula in pazienti grandi obesi operati di by-pass biliointestinale presso il Policlinico Umberto I di Roma. *La Medicina Biologica* 3: 46-52, 2001.
32. Fidone B. Nutrizione biologica integrata con SON Formula in pazienti affetti da insufficienza cardiaca. *La Medicina Biologica* 3: 53-66, 2001.
33. Bufalini L. Rieducazione nutrizionale e terapia omotossicologica in pazienti anoresichie amenorroiche. *La Medicina Biologica*; 3: 67-71, 2001.
34. Polito A. Encefalopatia portosistemica in fase terminale in paziente cirrotico: Terapia con SON Formula. *La Medicina Biologica*; 49-50, 2001.
35. Tamburlin N. Correlazioni tra micosi cutanee ed intolleranze alimentari. *La Medicina Biologica*; 67-75, 2001.
36. De Cristofano C., Giordano F. Terapia omeopatica integrata in un caso di cirrosi epatica scompensata. *La Medicina Biologica*; 51-52, 2002.
37. Lucà-Moretti, M., Grandi A., Lucà E., Mariani E., Vender G., Arrigotti E., Ferrario M., Rovelli E. Comparative Results Between Two Groups of Track and Field Athletes with or without the use of Master Amino Acids Pattern® as protein substitute. *Advances in Therapy*; 4:195-202, 2003.
38. Lucà-Moretti, M., Grandi A., Lucà E., Mariani E., Vender G., Arrigotti E., Ferrario M., Rovelli E. Results of taking Master Amino Acids Pattern® as a sole and total substitute of dietary proteins in an athlete during a desert crossing. *Advances in Therapy*; 4:203-210, 2003.
39. Lucà-Moretti, M., Grandi A., Lucà E., Muratori G., Nofroni M.G., Mucci M.P., Gambetta P., Stimolo R., Drago P., Giudice G., Tamburlin N., Karbalay M., Valente C., Moras G. Master Amino Acids Pattern® as sole and total substitute for dietary proteins during a weight loss diet to achieve the body's Nitrogen Balance equilibrium. *Advances in Therapy*; 5:270-281, 2003.
40. Lucà-Moretti, M., Grandi A., Lucà E., Muratori G., Nofroni M.G., Mucci M.P., Gambetta P., Stimolo R., Drago P., Giudice G., Tamburlin N. Master Amino Acids Pattern® as substitute for dietary proteins during a weight loss diet to achieve the body's Nitrogen Balance equilibrium with essentially no calories. *Advances in Therapy*; 5:282-291, 2003.
41. Ripa S. Il programma SON Formula. Argomenti di medicina estetica biologica; Guna Ed., Milano, 2004.
42. Marucci S. Linfedema ereditario e malassorbimento proteico con deficit secondario di HGH. *La Medicina Biologica*; 21-25, 2004.
43. Turco L. Rete ipocampale come modello della late-life: approccio farmacologico di regolazione nel senex. *La Medicina Biologica*; 55-59, 2004.
44. Penco P., Frigerio F., Orlandi S., Molinari R. Progetto SET/K13: Rilievi su un caso estremo. *La Medicina Biologica*; 15-22, 2006.

Take MAP, Be a Champion™



If your goals are to:

- *Optimize Muscle Endurance*
- *Optimize Muscle Mass*
- *Optimize Muscle Strength*
- *Optimize Body Protein Synthesis*
- *Have a faster and more effective muscle recovery*

then MAP™ may be your answer

*For additional professional information on
MAP™, please consult the*

**PHYSICIANS'
DESK
REFERENCE®**

or visit our website:

www.masteraminoacidpattern.info

Copyright ©2008 International Nutrition Research Center, Inc.



**International Nutrition
Research Center, Inc.**
Coral Gables, Florida USA